

Service Bulletin

S.B. No: 184

Title: INSPECTION AND WIRELOCKING OF FWD QUADRANT ENGINE CONTROL SPINDLE CV TENSION PIN

Compliance: At next 50hour check.

Applicability: T67M200 Post Mod M915, T67M260 and T67M260-T3A aircraft.

INTRODUCTION:

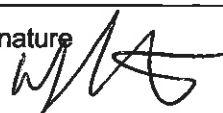


A case has been reported of the CV tension pin retaining the engine control spindle in position was found to be loose, ref figure 1.

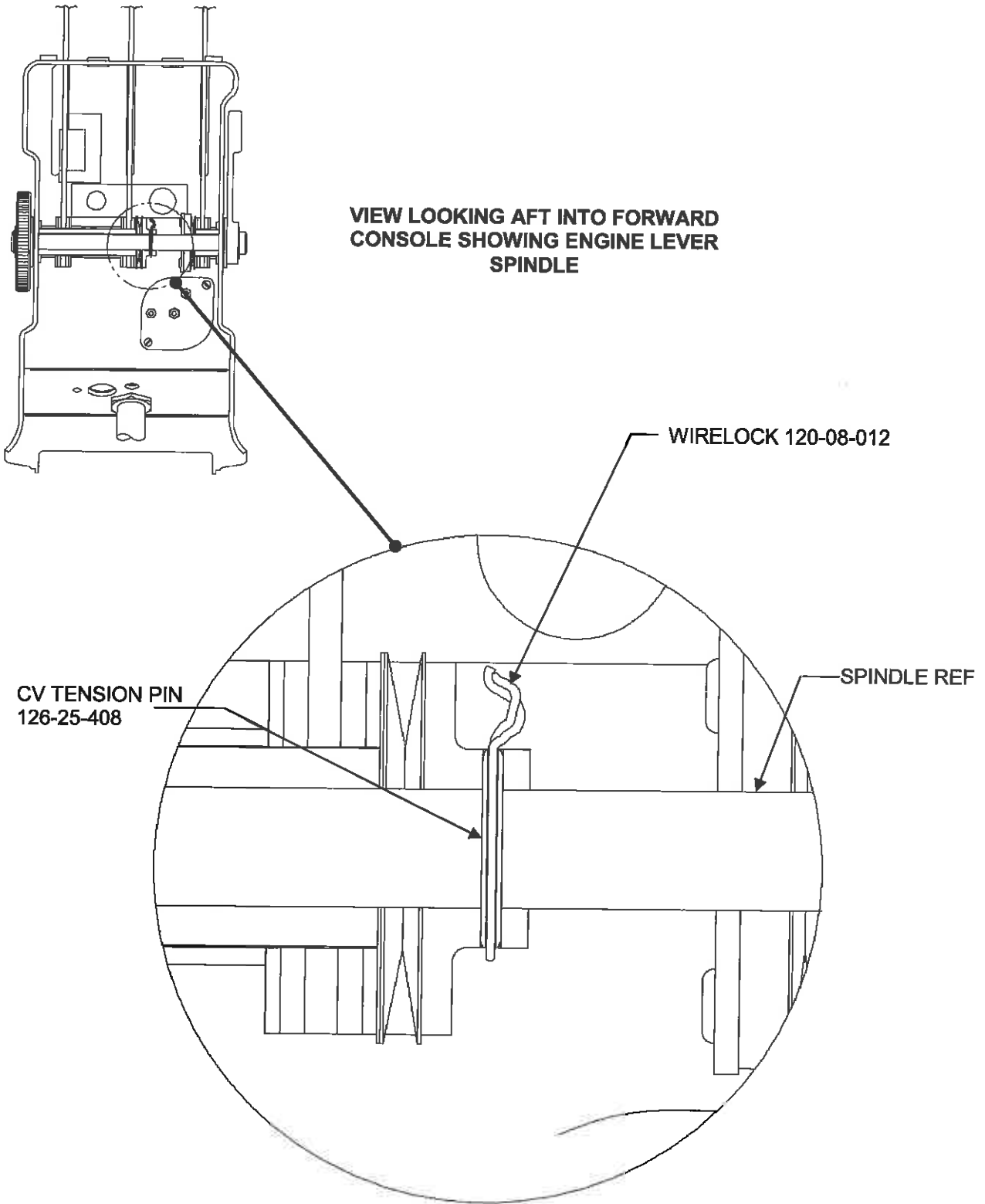
This Service Bulletin requires a one time inspection and rectification.

ACTION:

- 1 Gain access to behind quadrant console.
- 2 Check integrity of CV tension pin.
- 3 If CV tension pin found to be loose, replace with new item SAL stores code 126-25-408. Proceed as per step 5.
- 4 If CV tension pin is secure then proceed as per Step 5.
- 5 Thread wirelock 120-08-012 through CV tension pin and lock IAW standard aircraft practice. Ensure wirelock does not interfere with operation of controls etc., or interfere with any wiring.
- 6 Annotate logbook "SB 184 accomplished, Mod M1024 invoked."

For replacement CV tension pin contact SAL Product Support Department.

Signature  Compiled	Signature  Design CVE	Signature  SAL Approval
Print Name M.J. WITTER	Print Name N. THORP	Print Name D.W. GOSSARD
Date 28-07-06	Date 28-7-06	Date 31-7-06
SLINGSBY AVIATION LIMITED Kirkbymoorside, York. YO62 6EZ Tel: 01751 432474 Fax No: 01751 431173 E-mail: SAL5@Slingsby.co.uk		Page 1 of 2 Issue 1



DETAIL SHOWING CV TENSION PIN AND WIRELOCK

FIGURE 1