

Service Bulletin

S.B. No: 133

Title: INSPECTION OF FLAP LEVER PIVOT ATTACHING POINT FOR CRACKING

Compliance: Inspection at next Annual and each subsequent Annual until Welded Lever Part number T67B-45-262 at issue 2 and subsequent is incorporated.

Applicability: T67A, T67B, T67C Series, T67M, T67M-MkII, T67M200, T67M260 (Post Mod M950 Electric Flapped aircraft N/A) and T67M260-T3A.

CHANGES INCORPORATED BY THIS ISSUE 3




Compliance was at next Annual, Post Mod M950 etc. added to Applicability, Welded Lever part number added and Inspection periods and closing action clarified.

INTRODUCTION:

Cases have been reported of cracking in the brazed joints above and below the Flap Operating Lever pivot point. This SB requires an inspection to be carried out on the Flap Lever, pivot boss.

ACTION:

1. Gain access to the area of the Flap Lever, pivot boss.
2. Establish whether flap lever is brazed or welded. If in doubt, remove paint from joint. Welded joint will be of natural metal colour. If welded joint identified, restore finish and annotate Logbook, "SB 133 complied with". Incorporation of the welded lever Part number T67B-45-262 at issue 2 and subsequent removes the requirement for repetitive inspection. If brazed joint identified (brass colour), then continue as per paragraph 3 below.
3. Inspect, using a strong light and mirror, all brazing between lever and pivot boss, above and below pivot, refer Figure 1.
 - i. If no cracking is present in the brazed joint, then certify item as serviceable. Annotate aircraft Logbook "Service Bulletin 133 complied with". Re-inspect at next Annual until welded lever Part number T67B-45-262 at issue 2 and subsequent incorporated.
 - ii. If brazed joint is found to be cracked, remove flap lever assembly, strip down flap lever completely and replace lever with welded lever Part number T67B-45-262 at issue 2 and subsequent, and annotate Logbook "SB 133 complied with".
 - iii. Report findings, crossed referenced to aircraft serial number to Slingsby Aviation Ltd.
 - iv. Return any cracked levers to SAL for repair.

Compiled: 	M. J. TUTTLE. Print Name	01.07.06 Date	Checker: 	N. THORP. Print Name	01.07.06 Date
Approved by: Design CVE For and on behalf of SLINGSBY AVIATION LIMITED			 D W Goddard		
Kirkbymoorside, York. YO62 6EZ Fax No: 01751 431173			Date: 01.07.06 Issue 3		
Tel: 01751 432474 E-mail: SAL5@Slingsby.co.uk			Page 1 of 2		

Contact SAL Customer Support Department for further information and replacement Post Mod M645 Welded Flap Operating Lever T67B-45-262 issue 2 and subsequent.

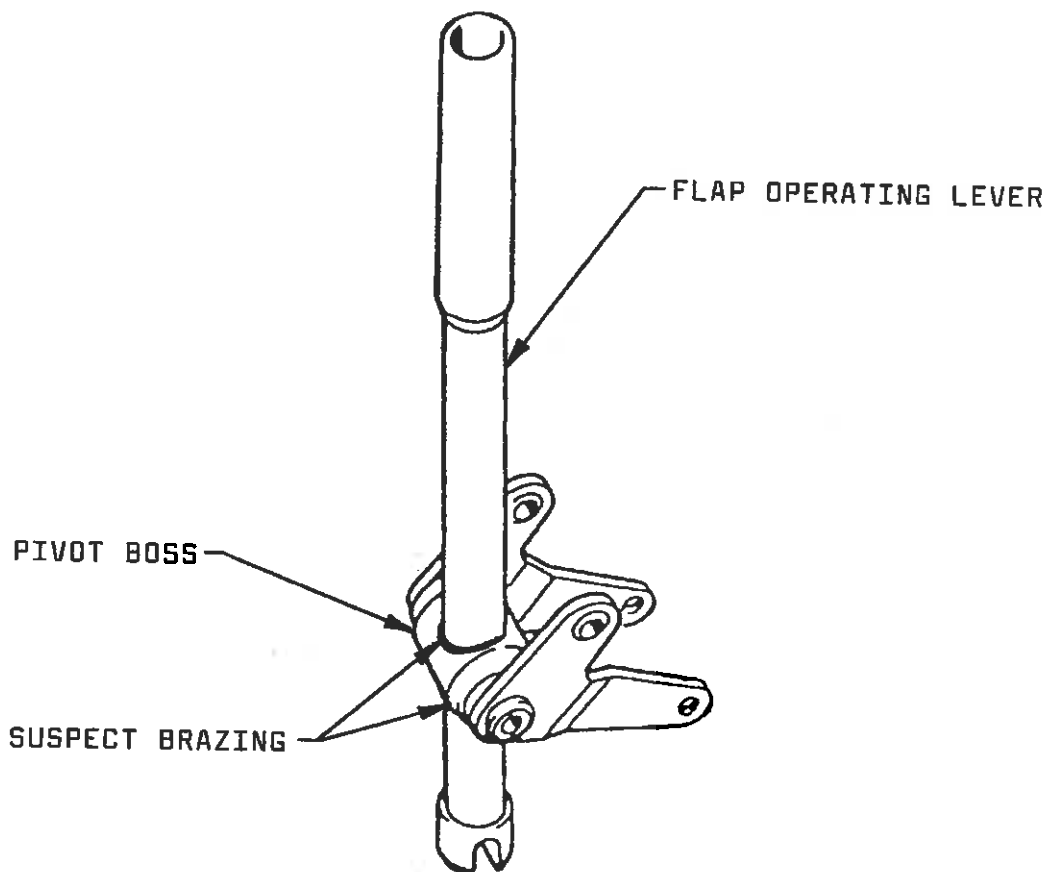


FIGURE 1 FLAP OPERATING HANDLE
(ITEMS DELETED FOR CLARITY)