

SERVICE BULLETIN

SB No.

74

Issue No.

1

TITLE
INSPECTION OF ROUTING OF UPPER SPARK PLUG LEADS
CLASSIFICATION

Highly Recommended

COMPLIANCE

At next 100 hr check or within 3 months of receipt of bulletin.

APPLICABILITY: T67M260 & T67M260-T3A.


INTRODUCTION:

There has been a report of the upper spark plug leads chaffing on the rivets that secure the rubber baffle material to the aluminium baffles. The standard 'P' clips supplied by Lycoming in the engine kit, hold the plug leads too close to the rivets.

ACTION

1. Remove upper engine cowl.
2. Inspect upper spark plug leads for chaffing on rivets which hold the rubber baffle material to the aluminium engine baffles. Assess the extent of any chaffing and replace any lead which has damage to metal braided outer shield. Light scuffing to outer insulation is permissible.
3. Locate 'P' clips which secure spark plug leads to baffle (2 each side of engine). Bend 'P' clips inwards towards engine to an angle of 45° to the vertical to increase clearances between plug leads and engine baffles. It is not necessary to remove 'P' clips.
4. Where two leads run together between 'P' clips, tyrap them securely together in a position away from the baffles.
5. Where 'P' clips require replacement use T67G-50-681 to secure a single plug lead and T67G-50-683 to secure two plug leads. These are specially pre-angled.
6. Replace upper engine cowl.
7. Annotate Aircraft Logbook "Service Bulletin No.74 complied with" and SAL Mod 658 invoked.

ISSUED BY:



Date

8-3-95

for and on behalf of SLINGSBY AVIATION LIMITED

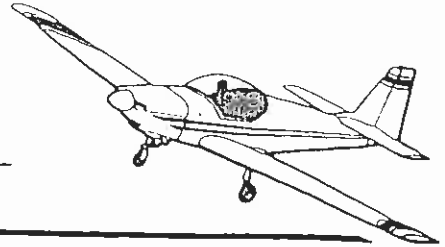
Kirkbymoorside York YO6 6EZ England Tel 0751 32474 Telex 57597

Page

1

of

2



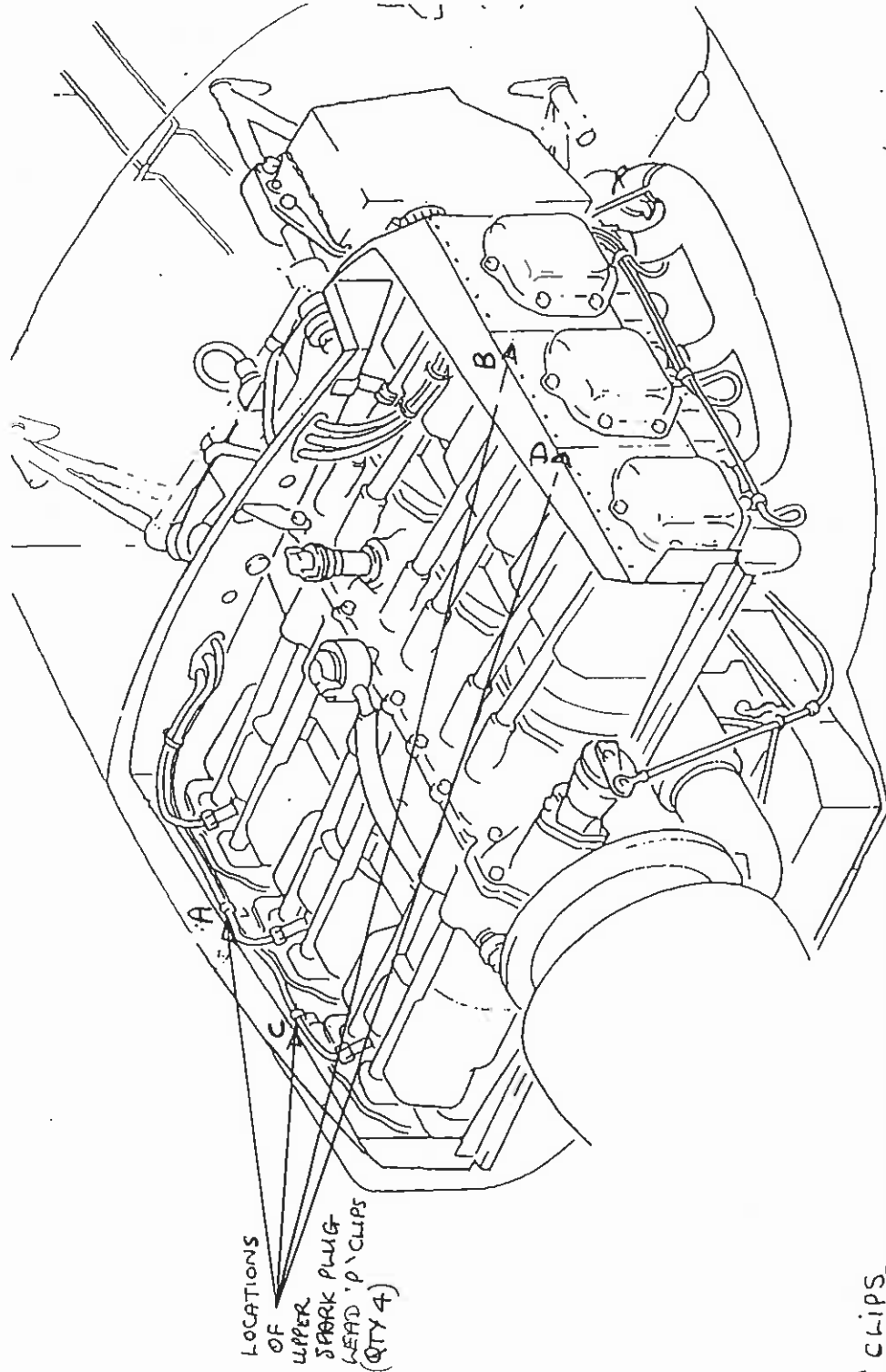
SERVICE BULLETIN

SB No. 74 Issue No. 1

TITLE

INSPECTION OF ROUTING OF UPPER SPARK PLUG LEADS

CONTINUED



LOCATION (See DIAG)	EXISTING PART NO	NEW PART NO (MOD GSB)	Nº OF PLUG LEADS SECURED
A and B	MS21919 JGG6	T67G-50-683	2
C and D	MS21919 PG4	T67G-50-681	1

Approved:

B. Miller

Date:

8-3-95

Page

2

of

2